


Denture Scanned



Bite aligned



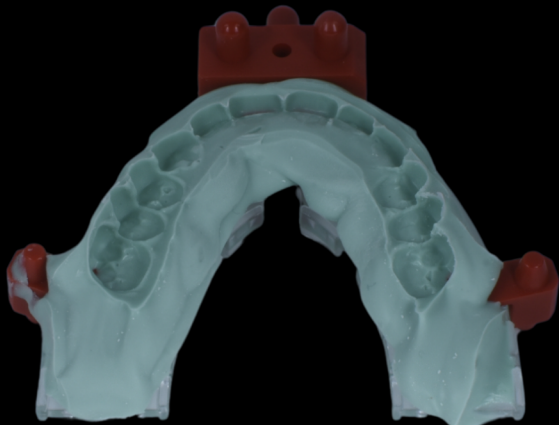
H I R A D E N T A L L A B

U/L Jaw scanned

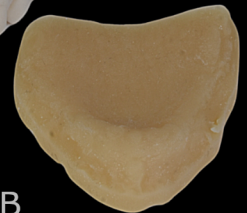
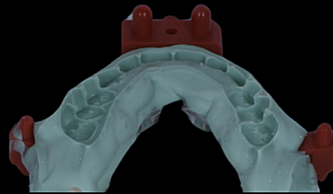


*U/L Jaw and Denture aligned
into occlusion*





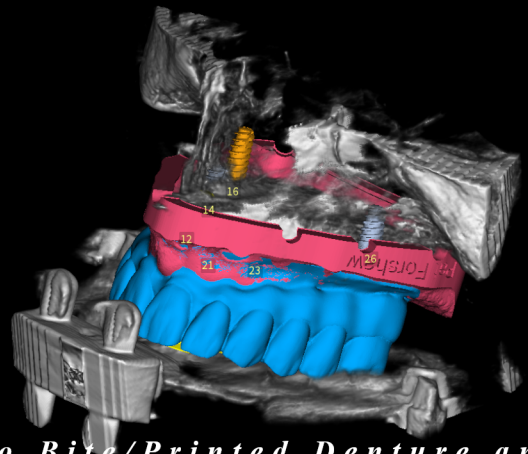
*EVO bites recorded with
radio opaque markers*



H I R A D E N T A L L A B



*Evo Bite/Printed Denture
and printed model scanned*



*Evo Bite/Printed Denture and
printed model aligned with
CBCT Scan*